



# AUGERS

Features	Advantages	Benefits
Wide variety of auger diameters	Use correct size required for job	Increased Productivity
Auger Adaptors available	Couple McMillen® Drive Units to competitive augers or McMillen augers to competitive drive units.	Increased Productivity; Increased ROI
Auger Extensions available	Extend digging depth	Increased Productivity; Increased ROI



## AUGER DRIVES

For Skid-Steer Loaders, Compact Tractors, Mini Compact Loaders, Excavators, Mini Excavators, Tractor Loader Backhoes and Telehandlers

The McMillen Auger Drives feature a wide variety of auger diameters, lengths and style for every digging application. Comes with various mounts available for most applications.



- 5 to 60 GPM available
- Extensions available for deeper digging
- Augers available up to 48" diameter
- Planetary reduction auger drives
- 2 speed auger drives available
- 1 to 2 year warranty, additional 1 year planetary warranty on select drives
- Fully welded flighting for added auger strength





# Auger Drives - D450, X900, X1500

Specifications D450		
Maximum auger diameter	12"	305 mm
Minimum hydraulic flow	5 GPM	19 LPM
Maximum hydraulic flow	10 GPM	38 LPM
Maximum Continuous Operating PSI	3000 PSI	207 bar
Output shaft options	2" round	51 mm

Output Speed		
Flow		Speed
5 GPM	19 LPM	65 RPM
6 GPM	23 LPM	78 RPM
7 GPM	26 LPM	91 RPM
8 GPM	30 LPM	104 RPM
9 GPM	34 LPM	117 RPM
10 GPM	38 LPM	130 RPM

Output Torque			
Pressure		Torque	
2000 PSI	138 BAR	470 lb. ft.	637 N. m.
2500 PSI	172 BAR	587 lb. ft.	796 N. m.
3000 PSI	207 BAR	516 lb. ft.	700 N. m.

Specifications X900 (Planetary)		
Maximum auger diameter	15"	381 mm
Minimum hydraulic flow	8 GPM	23 LPM
Maximum hydraulic flow	16 GPM	57 LPM
Maximum Continuous Operating PSI	3000 PSI	207 bar
Output shaft options	2 9/16" round	65 mm

Output Speed		
Flow		Speed
8 GPM	30 LPM	61 RPM
10 GPM	38 LPM	76 RPM
12 GPM	45 LPM	91 RPM
14 GPM	53 LPM	106 RPM
16 GPM	61 LPM	121 RPM

Output Torque			
Pressure		Torque	
2000 PSI	138 BAR	671 lb. ft.	910 N. m.
2500 PSI	172 BAR	849 lb. ft.	1151 N. m.
3000 PSI	207 BAR	1029 lb. ft.	1395 N. m.

Specifications X1500 (Planetary)		
Maximum auger diameter	30"	762 mm
Minimum hydraulic flow	8 GPM	30 LPM
Maximum hydraulic flow	16 GPM	61 LPM
Maximum Continuous Operating PSI	3000 PSI	207 bar
Output shaft options	2 9/16" round	65 mm



### D450 Features:

- direct drive
- maximum output torque 704 lb-ft.
- 12" maximum auger diameter
- 2" round round output shaft
- 2 year comprehensive warranty

### X900 Features:

- available for mini loaders
- maximum output torque 1,029 lb-ft.
- 2-9/16" round output shaft
- dual pivot with lockout pin to single pivot
- maximum 3,000 PSI
- 15" maximum auger diameter
- 2 year comprehensive warranty
- 5 year warranty on planetary

### X1500 Features:

- available for mini loaders
- maximum output torque 1,998 lb-ft.
- 2-9/16" round output shaft
- dual pivot with lockout pin to single pivot
- maximum 3,000 PSI
- 30" maximum auger diameter
- 2 year comprehensive warranty
- 5 year warranty on planetary

Output speed and torque specifications are based on theoretical values and are provided for comparative purposes only.

Subject to change without notice.

# 75 Series - X975, X1475, X1975, X2475 & X3575

2 Year Comprehensive Warranty • The 75 Series Offers a 5 Year "No Hassle" Planetary Gearbox Warranty

All 75 Series hydraulic motor drives the auger through a sealed planetary gear reduction. The heavy duty all gear design gives these units a long life with minimal maintenance and service costs. 75 Series drive units are completely sealed with all moving components running in oil for total lubrication on a constant basis. All models feature reverse rotation for quick backout when obstructions are encountered. The systems' hydraulic relief valve protects the units from damage when the auger hits large immovable objects.

Specifications X975		
Maximum auger diameter	24"	610 mm
Minimum hydraulic flow	6 GPM	30 LPM
Maximum hydraulic flow	15 GPM	57 LPM
Max. Continuous Operating PSI	3000 PSI	207 bar
Output shaft options	2 9/16" round, and 2" hex	65 mm, 51 mm

Output Speed		
Flow		Speed
6 GPM	23 LPM	36 RPM
8 GPM	30 LPM	47 RPM
10 GPM	38 LPM	60 RPM
12 GPM	45 LPM	71 RPM
15 GPM	57 LPM	89 RPM

Output Torque			
Pressure		Torque	
2000 PSI	141 BAR	1000 lb. ft.	1356 N. m.
2500 PSI	176 BAR	1277 lb. ft.	1731 N. m.
3000 PSI	211 BAR	1500 lb. ft.	2034 N. m.

Specifications X1475		
Maximum auger diameter	30"	762 mm
Minimum hydraulic flow	10 GPM	38 LPM
Maximum hydraulic flow	25 GPM	95 LPM
Max. Continuous Operating PSI	3000 PSI	207 bar
Output shaft options	2 9/16" round, and 2" hex	65 mm, 51 mm

Output Speed		
Flow		Speed
10 GPM	38 LPM	38 RPM
12 GPM	45 LPM	45 RPM
14 GPM	53 LPM	53 RPM
15 GPM	61 LPM	60 RPM
20 GPM	76 LPM	75 RPM
25 GPM	95 LPM	94 RPM

Output Torque			
Pressure		Torque	
2000 PSI	138 BAR	1600 lb. ft.	2169 N. m.
2500 PSI	172 BAR	2000 lb. ft.	2712 N. m.
3000 PSI	207 BAR	2377 lb. ft.	3223 N. m.

Specifications X1975		
Maximum auger diameter	36"	914 mm
Minimum hydraulic flow	15 GPM	57 LPM
Maximum hydraulic flow	30 GPM	114 LPM
Max. Continuous Operating PSI	3000 PSI	207 bar
Output shaft options	2 9/16" round, and 2" hex	65 mm, 51 mm

Output Speed		
Flow		Speed
15 GPM	57 LPM	49 RPM
18 GPM	68 LPM	58 RPM
20 GPM	76 LPM	65 RPM
24 GPM	91 LPM	78 RPM
28 GPM	106 LPM	90 RPM
30 GPM	114 LPM	97 RPM

Output Torque			
Pressure		Torque	
2000 PSI	138 BAR	1856 lb. ft.	2516 N. m.
2500 PSI	172 BAR	2328 lb. ft.	3156 N. m.
3000 PSI	207 BAR	2769 lb. ft.	3754 N. m.

Specifications X2475		
Maximum auger diameter	36"	914 mm
Minimum hydraulic flow	20 GPM	76 LPM
Maximum hydraulic flow	35 GPM	132 LPM
Max. Continuous Operating PSI	3000 PSI	207 bar
Output shaft options	2 9/16" round, and 2" hex	65 mm, 51 mm

Output Speed		
Flow		Speed
20 GPM	76 LPM	52 RPM
22 GPM	83 LPM	57 RPM
24 GPM	91 LPM	63 RPM
26 GPM	98 LPM	68 RPM
28 GPM	106 LPM	78 RPM
30 GPM	114 LPM	68 RPM
35 GPM	132 LPM	73 RPM

Output Torque			
Pressure		Torque	
2000 PSI	138 BAR	2308 lb. ft.	3129 N. m.
2500 PSI	172 BAR	2895 lb. ft.	3925 N. m.
3000 PSI	207 BAR	3451 lb. ft.	4686 N. m.

Specifications X3575		
Maximum auger diameter	48"	914 mm
Minimum hydraulic flow	24 GPM	76 LPM
Maximum hydraulic flow	30 GPM	114 LPM
Max. Continuous Operating PSI	2500 PSI	172 bar
Output shaft options	2" hex	51 mm

Output Speed		
Flow		Speed
24 GPM	91 LPM	45 RPM
27 GPM	102 LPM	50 RPM
30 GPM	114 LPM	78 RPM

Output Torque			
Pressure		Torque	
2500 PSI	172 BAR	3566 lb. ft.	4834 N. m.
3000 PSI	207 BAR	4279 lb. ft.	5801 N. m.

Output speed and torque specifications are based on theoretical values and are provided for comparative purposes only. Specifications and design are subject to change without notice and without liability, therefore, whenever applicable specifications are in accordance with SAE standards.



## 2-Speed Drive - 3K2 & 8K2

The 3K2 - 2 speed auger drive offers one drive for maximum productivity in changing soil and job site conditions and up to twice the productivity of single speed drives for less than 20% initial additional investment. Designed for digging fence posts fast - allows for quick clean out and on to the next hole.

Specifications 3K2		
Maximum auger diameter	36"	914 mm
Minimum hydraulic flow	10 GPM	38 LPM
Maximum hydraulic flow	25 GPM	95 LPM
Maximum Continuous Operating PSI	3000 PSI	207 bar
Output shaft options (manual and electric shift available)	2 9/16" round, and 2" hex	65 mm, 51 mm

Output Speed		
Flow	Speed	
<b>High Speed/Low Torque</b>		
15 GPM	57 LPM	59 RPM
20 GPM	76 LPM	81 RPM
<b>Low Speed/High Torque</b>		
15 GPM	57 LPM	37 RPM
20 GPM	76 LPM	48 RPM

Output Torque			
Pressure		Torque	
<b>High Speed/Low Torque</b>			
3000 PSI	207 BAR	2053 lb. ft.	2784 N.m.
3000 PSI	207 BAR	2053 lb. ft.	2784 N.m.
<b>Low Speed/High Torque</b>			
3000 PSI	207 BAR	2923 lb. ft.	3963 N.m.
3000 PSI	207 BAR	2923 lb. ft.	3963 N.m.

Specifications 8K2	
Maximum auger diameter	48"
Minimum hydraulic flow	30 GPM
Maximum hydraulic flow	45 GPM
Maximum Continuous Operating PSI	3800 PSI
Output shaft options	2.5" hex

Output Speed			
Low Speed		High Speed	
Flow	Speed	Flow	Speed
30 GPM	33 RPM	30 GPM	49 RPM
35 GPM	38 RPM	35 GPM	57 RPM
45 GPM	49 RPM	45 GPM	73 RPM

Output Torque			
Low Speed		High Speed	
Pressure	Torque	Pressure	Torque
3500 PSI	9092 lb. ft.	3500 PSI	6061 lb. ft.
3770 PSI	9793 lb. ft.	3770 PSI	6529 lb. ft.
5000 PSI	9793 lb. ft.	5000 PSI	6529 lb. ft.



Output speed and torque specifications are based on theoretical values and are provided for comparative purposes only.

Subject to change without notice.

# 25 Series - X625, X825, X1225, X1425, & X1625

Specifications		X625	
Maximum auger diameter	15"	381 mm	
Minimum hydraulic flow	6 GPM	28 lpm	
Maximum hydraulic flow	10 GPM	46 lpm	
Maximum Continuous Operating PSI	3000 PSI	207 bar	
Output shaft options	2" hex	51 mm	

Output Speed		
Flow		Speed
6 GPM	27 LPM	59 RPM
8 GPM	36 LPM	78 RPM
10 GPM	45 LPM	98 RPM

Output Torque			
Pressure		Torque	
1500 PSI	103 BAR	469 lb. ft.	635 N. m.
2000 PSI	138 BAR	625 lb. ft.	847 N. m.
2500 PSI	172 BAR	781 lb. ft.	1059 N. m.
3000 PSI	207 BAR	937 lb. ft.	1271 N. m.

Specifications		X825	
Maximum auger diameter	18"	457 mm	
Minimum hydraulic flow	10 GPM	46 lpm	
Maximum hydraulic flow	14 GPM	64 lpm	
Maximum Continuous Operating PSI	3000 PSI	207 bar	
Output shaft options	2" hex	51 mm	

Output Speed		
Flow		Speed
10 GPM	45 LPM	63 RPM
12 GPM	55 LPM	75 RPM
14 GPM	64 LPM	88 RPM

Output Torque			
Pressure		Torque	
1500 PSI	103 BAR	733 lb. ft.	994 N. m.
2000 PSI	138 BAR	978 lb. ft.	1326 N. m.
2500 PSI	172 BAR	1222 lb. ft.	1657 N. m.
3000 PSI	207 BAR	1467 lb. ft.	1988 N. m.

Specifications		X1225	
Maximum auger diameter	24"	610 mm	
Minimum hydraulic flow	14 GPM	64 lpm	
Maximum hydraulic flow	18 GPM	82 lpm	
Maximum Continuous Operating PSI	3000 PSI	207 bar	
Output shaft options	2" hex	65 mm	

Output Speed		
Flow		Speed
14 GPM	64 LPM	72 RPM
16 GPM	73 LPM	82 RPM
18 GPM	82 LPM	92 RPM

Output Torque			
Pressure		Torque	
1500 PSI	103 BAR	900 lb. ft.	1220 N. m.
2000 PSI	138 BAR	1199 lb. ft.	1626 N. m.
2500 PSI	172 BAR	1499 lb. ft.	2033 N. m.
3000 PSI	207 BAR	1799 lb. ft.	2439 N. m.

Specifications		X1425	
Maximum auger diameter	30"	762 mm	
Minimum hydraulic flow	18 GPM	82 lpm	
Maximum hydraulic flow	22 GPM	100 lpm	
Maximum Continuous Operating PSI	3000 PSI	207 bar	
Output shaft options	2" hex	51 mm	

Output Speed		
Flow		Speed
18 GPM	82 LPM	73 RPM
20 GPM	91 LPM	82 RPM
22 GPM	100 LPM	90 RPM

Output Torque			
Pressure		Torque	
1500 PSI	103 BAR	1126 lb. ft.	1527 N. m.
2000 PSI	138 BAR	1505 lb. ft.	2036 N. m.
2500 PSI	172 BAR	1877 lb. ft.	2545 N. m.
3000 PSI	207 BAR	2253 lb. ft.	3054 N. m.

Specifications		X1625	
Maximum auger diameter	36"	914 mm	
Minimum hydraulic flow	22 GPM	100 lpm	
Maximum hydraulic flow	26 GPM	118 lpm	
Maximum Continuous Operating PSI	3000 PSI	207 bar	
Output shaft options	2" hex	51 mm	

Output Speed		
Flow		Speed
22 GPM	100 LPM	72 RPM
24 GPM	109 LPM	78 RPM
26 GPM	118 LPM	85 RPM

Output Torque			
Pressure		Torque	
1500 PSI	103 BAR	1414 lb. ft.	1917 N. m.
2000 PSI	138 BAR	1885 lb. ft.	2556 N. m.
2500 PSI	172 BAR	2356 lb. ft.	3195 N. m.
3000 PSI	207 BAR	2827 lb. ft.	3833 N. m.

Output speed and torque specifications are based on theoretical values and are provided for comparative purposes only.

Subject to change without notice.

# High Flow High HP - X4075, X4575, X5075, X6075 & X8075

Specifications X4075	
Maximum auger diameter	48"
Minimum hydraulic flow	24 GPM
Maximum hydraulic flow	32 GPM
Maximum Continuous Operating PSI	4000 PSI
Maximum Working Back Pressure	300 PSI
Output shaft options	2" hex

Output Speed	
Flow	Speed
24 GPM	59 RPM
28 GPM	78 RPM
30 GPM	98 RPM
32 GPM	78 RPM

Output Torque			
Pressure		Torque	
2500 PSI	172 BAR	3155 lb. ft.	4278 N. m.
3000 PSI	207 BAR	3786 lb. ft.	5133 N. m.
3500 PSI	241 BAR	4417 lb. ft.	5989 N. m.
3000 PSI	207 BAR	5048 lb. ft.	6844 N. m.

Specifications X4575*	
Maximum auger diameter	48"
Minimum hydraulic flow	22 GPM
Maximum hydraulic flow	36 GPM
Maximum Continuous Operating PSI	4000 PSI
Maximum Working Back Pressure	300 PSI
Output shaft options	2" hex

Output Speed	
Flow	Speed
22 GPM	43 RPM
36 GPM	71 RPM

Output Torque			
Pressure		Torque	
3000 PSI	207 BAR	4660 lb. ft.	6318 N. m.
3500 PSI	241 BAR	5437 lb. ft.	7371 N. m.

\*No Case Drain required

Specifications X5075	
Maximum auger diameter	48"
Minimum hydraulic flow	28 GPM
Maximum hydraulic flow	40 GPM
Maximum Continuous Operating PSI	3500 PSI
Maximum Working Back Pressure	300 PSI
Output shaft options	2" hex

Output Speed	
Flow	Speed
28 GPM	59 RPM
34 GPM	72 RPM
40 GPM	85 RPM

Output Torque			
Pressure		Torque	
2500 PSI	172 BAR	3260 lb. ft.	4420 N. m.
3000 PSI	207 BAR	4345 lb. ft.	5891 N. m.
3500 PSI	241 BAR	5096 lb. ft.	6909 N. m.

Specifications X6075	
Maximum auger diameter	48"
Minimum hydraulic flow	30 GPM
Maximum hydraulic flow	53 GPM
Maximum Continuous Operating PSI	3500 PSI
Maximum Working Back Pressure	300 PSI
Output shaft options	2" hex

Output Speed	
Flow	Speed
30 GPM	51 RPM
42 GPM	72 RPM
53 GPM	90 RPM

Output Torque			
Pressure		Torque	
2500 PSI	172 BAR	4531 lb. ft.	6143 N. m.
3000 PSI	207 BAR	5437 lb. ft.	7372 N. m.
3500 PSI	241 BAR	6343 lb. ft.	8600 N. m.

Specifications X8075	
Maximum auger diameter	48"
Minimum hydraulic flow	36 GPM
Maximum hydraulic flow	54 GPM
Maximum Continuous Operating PSI	3500 PSI
Maximum Working Back Pressure	300 PSI
Output shaft options	2" hex

Output Speed	
Flow	Speed
36 GPM	42 RPM
45 GPM	53 RPM
54 GPM	64 RPM

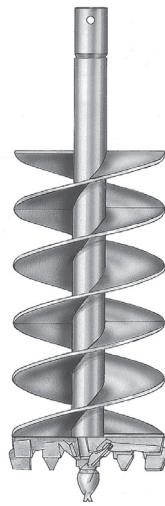
Output Torque			
Pressure		Torque	
2500 PSI	172 BAR	6493 lb. ft.	8803 N. m.
3000 PSI	207 BAR	7791 lb. ft.	10563 N. m.
3500 PSI	241 BAR	9090 lb. ft.	12324 N. m.

Output speed and torque specifications are based on theoretical values and are provided for comparative purposes only.

Subject to change without notice.

**Specifications - HDC**

IN	Diameter MM	Tooth QTY
6"	152	2
8"	203	4
9"	229	4
10"	254	4
12"	305	4
15"	381	6
16"	406	6
18"	457	6
20"	508	6
24"	610	8
30"	762	10
36"	914	12



**HEAVY DUTY -  
HDC STYLE AUGERS**

These Augers are made for difficult ground conditions, compacted soils, heavy clay, asphalt, frozen ground and fracturable rock. The HDC Augers feature heavy duty cast steel boring head, hardened drive-in gage (outside) and wisdom (inside) teeth. Equipped with hardened fishtail point and heavy-duty, double flighting.

- 2 year warranty

**Specifications - HDF**

IN	Diameter MM	Tooth QTY
4"	102	NA
6"	152	2
8"	203	2
9"	229	3
10"	254	3
12"	305	4
15"	381	5
16"	406	5
18"	457	6
20"	507	6
24"	610	8
30"	762	9
36"	914	11

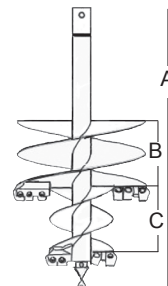

**MEDIUM DUTY -  
HDF STYLE AUGERS**

These Augers are made for light to moderate ground conditions. The HDF augers feature a fabricated boring head with hardened bolt-on gage (outside) and wisdom (inside) teeth, as well as a hardened fishtail point. These augers also are equipped with heavy-duty double flighting.

- 2 year warranty

**Specifications - HTF**

IN	Diameter MM	Tooth QTY	Auger Size
18"	457	7	4'
24"	610	10	4'
30"	762	11	4'
36"	914	13	4'
42"	1067	15	4'
48"	1219	17	4'


**HEAVY DUTY -  
HTF STYLE AUGERS**

These Augers are made for tree and shrub planting. The HTF augers have a 2" diameter design with a fabricated boring head and hardened bolt-on gauge (outside) and wisdom (inside) teeth. Augers also come equipped with a hardened fishtail point and heavy-duty double flighting.

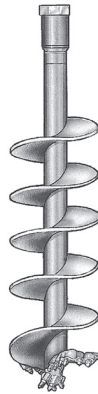
- 2 year warranty

Specifications	18"	24"	30"	36"	42"	48"
A Overall	48"	48"	48"	48"	48"	48"
B Flighting	18"	12"	15"	18"	11"	12"
C Flighting	7"	12"	8"	6"	6"	6"
D Pilot Dia.	9"	12"	15"	18"	18"	24"

Subject to change without notice.



Specifications		
IN	Diameter MM	Tooth QTY
6"	152	6
9"	229	8
10"	254	8
12"	305	12
16"	406	16
18"	457	18
20"	508	20
24"	610	24
30"	762	30
36"	914	36



## ROCK AUGERS - BULLET TOOTH STYLE

These Augers are made for solid, fracturable rock, frozen ground and compacted soils. These rock augers feature bullet style teeth and a fabricated boring head, as well as heavy-duty single flighting. This auger comes in 2" hexagon collar only and is available in 4' length. The auger has a .75" thick bottom flight and a hardface outer edge.

- 2 year warranty

Specifications				
IN	Diameter MM	Flighting Length	Tooth QTY	Overall Length
8"	203	40" or 60"	2	103"
9"	229	40" or 60"	2	103"
10"	254	40" or 60"	2	103"
12"	305	40" or 60"	4	103"
14"	325	40" or 60"	4	103"
16"	406	40" or 60"	4	103"
18"	457	40" or 60"	6	103"
20"	508	40" or 60"	6	103"
24"	610	40" or 60"	7	103"
30"	762	40" or 60"	8	103"
36"	914	40" or 60"	8	103"



## HEAVY DUTY - MDC STYLE AUGERS


These Augers are made for difficult ground conditions, compacted soils, heavy clay, asphalt, frozen ground, and fracturable rock. The MDC augers feature a fabricated boring head with bolt-on gage and wisdom teeth. Standard or carbide teeth and point and wear components are available for this auger. Equipped with heavy-duty .3125" thick flighting and heavy-duty center shaft, 3.75" tubing x .3125" wall. Collars are available in 2.5" hexagon and 2.625" hexagon styles.

- 2 year warranty

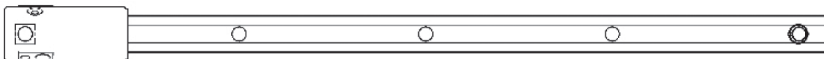
Subject to change without notice.

Specifications					
Output Shaft Size			Collar Opening Size		
IN	Type	MM	IN	Type	MM
2"	Hexagon	50	2"	Round	51
2.5625"	Round	65	2"	Round	51
2"	Hexagon	51	2.5625"	Round	65
2.5625"	Round	65	2"	Hexagon	51
2"	Hexagon	51	2"	Hexagon	51

Specifications						
Ext. Length		2"	2.5625"	2"	2.5"	2.5625"
IN	MM	round	round	hex	hex	hex
12"	305	R2	R256	H2		
18"	457	R2	R256	H2		
24"	610	R2	R256	H2		
48"	1219	R2	R256	H2		
72"	1829	R2	R256	H2	H25	H265



Specifications						
Ext. Length		2"	2.5625"	2"	2.5"	2.5625"
IN	MM	round	round	hex	hex	hex
12"	305	R2	R256	H2		
18"	457	R2	R256	H2		
24"	610	R2	R256	H2		
48"	1219	R2	R256	H2		
72"	1829	R2	R256	H2	H25	H265



## AUGER ADAPTERS

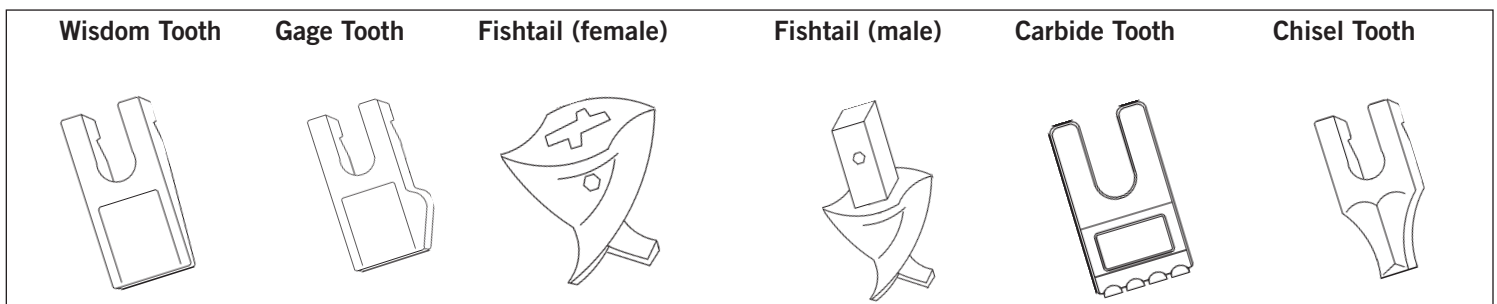
Adapters couple McMillen Drive Units to competitive augers or McMillen Augers to competitive drive units. Determine drive unit output shaft and collar opening sizes and types (round or hexagon) to select proper adapter.

## FIXED LENGTH AUGER EXTENSIONS

Fixed length auger extensions extend the augers digging depth to exactly the length of the extension. McMillen Fixed Length Extensions are available with 2" round, 2.5625" round, 2" hexagon, 2.5" hexagon or 2.625" hexagon collars. These extensions do not store within the auger.

## VARIABLE LENGTH AUGER EXTENSIONS

Variable length auger extensions store inside the center tube of the augers that are 10" diameter or larger. Extension increments are every 6" on 12" through 24" extensions and every 12" on 48" 72" extensions. Variable length extensions are available with 2" round, 2.5625" round, 2" hexagon, 2.5 hexagon, or 2.5625" hexagon collars.



Subject to change without notice.





*The Power of Combined Excellence*